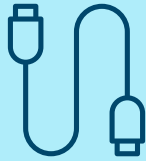


I have a headphone socket.  
Plug in your ear-buds at the top.



Did you spot  
my charging  
and  
connecting  
point?

I have speakers



but if you want to work quietly,  
use your ear-buds.  
Nobody will know that I am  
helping you to read.  
You can play back a word as many  
times as you like.

I can run for a long time  
but if i get tired, charge me up.  
Connect me to a computer.

### Top Pen Tip:

QUICK START FOR STUDENTS


Watch: <https://youtu.be/bEYIF15JNE>



# Pen Tips - Let's Go Scanning



I am a ReaderPen  
Switch me on

Choose  Text Reader  
Can you see my little toe?  
Point the pen down.  
Push my toe. What happens?

You saw the light?  
Light, camera action.  
I am ready to read.  
**Can you find my  
hidden camera?**


I am a super smart pen.  
I can help you to build  
your reading powers.




### Top Pen Tip:

QUICK START FOR STUDENTS

Watch: <https://youtu.be/MKvzDeXGp4o>

 Scanning Pens  
Education

Copyright © 2020. Scanning Pens.  
All Rights Reserved. Version 20.1



Use the hand grip to hold my nose.  
Now you can see the display and  
you are ready to go scanning.

I read best when you hold me upright  
because my camera can see the words clearly.

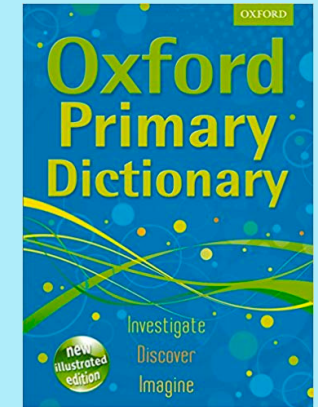
Push down gently on the page. My light will come on.  
Start scanning before the word and finish just after.  
You may need to practice your technique.  
**Try scanning words on this page.**

You can use me to **read single words**, just the tricky ones  
and find out what they mean.

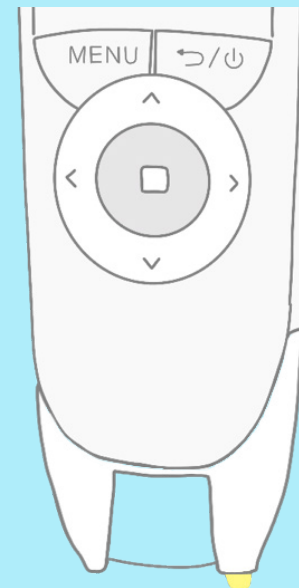
Hold down my select button to **enlarge the word**,  
You can listen to this word as many times as you like.

Press the  back button  
Let's try using the  Dictionary

**OPD** means  
**Oxford Primary Dictionary**  
This is the one you need.



If you don't know how to say a word,  
don't worry.  
I can tell you how.  
Reading aloud just got a lot easier!



Arrow buttons give you  
more options



Main Menu Options / Back



Select



Left handed? Go to the main  
menu / settings and select  
left handed